

Accessing a Downloadable Product:

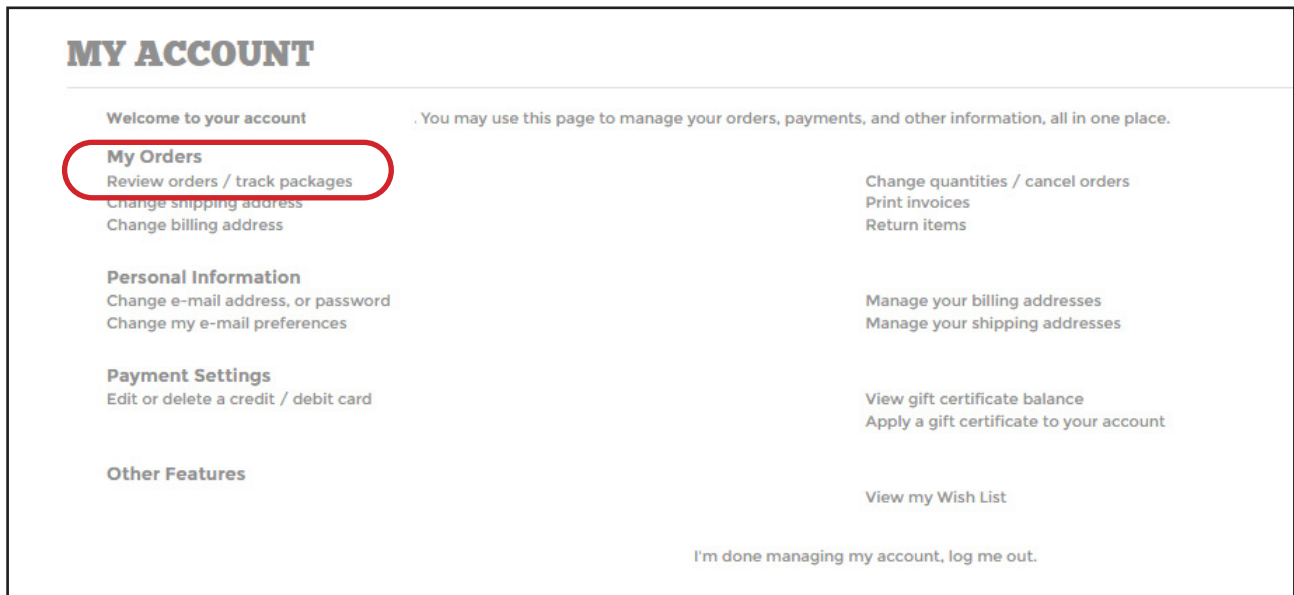
Step 1:

Log on to your Creative Paradise Glass account and click on "[My Account](#)."



Step 2:

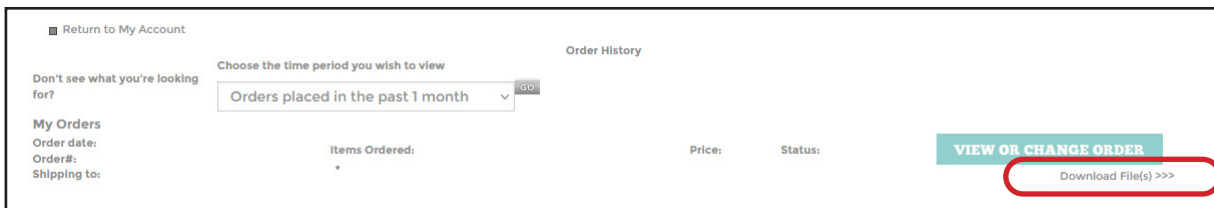
Click on the "[Review orders / track packages](#)" link under the **My Orders** heading.



Step 3:

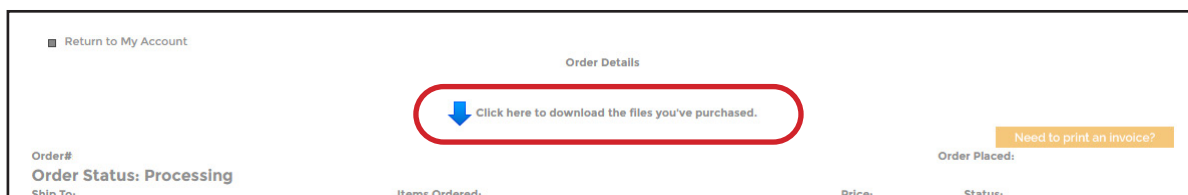
Navigate to the proper time frame for the order you're looking for if necessary. If it was within the last month, it should appear automatically.

Once you've located the order, select the "Download File(s) >>>" link found below the View or Change Order button for that specific order.



Step 4:

Select the link at the top reading "Click here to download the files you've purchased" to be taken to a downloadable copy of your purchase!



If you have any issues, please don't hesitate to email us at orderscpi@gmail.com!

Creative Paradise Inc.